

Downstream Authority of the Quapaw Tribe of Oklahoma Regular Meeting  
September 1, 2010

**Meeting Called to Order:** 10:00 am

<b>ROLL CALL:</b>	John Berrey, Chairman	Present
	Larry Ramsey, Secretary	Present
	Ranny McWatters, Treasurer	Present
	Marilyn Rogers, Member	Present
	Tamara Smiley, Member	Present

**DECLARATION OF QUORUM:** announced by Larry Ramsey  
Steve/Tim/Jack

Department Reports  
Tables/Poker/Slots  
Carlos/Elliott/Bob

Table Games

- See attached financials and DLRF Supervisor Tip Calculations
- In August we have added a second INBet table in Pit one (101)
- On September 1<sup>st</sup> we removed Emperor's Challenge Pai-Gow (110) and added a second 21+ 3 game, at the same location.
- Starting in September, we will now have a weekly free Blackjack tournament to be held every Thursday at 4pm.
- Recently we trained and graduated 40 company Team Members from our Dealer School. We have created a work pool from which to draw from in the future.
- The Department recently promoted:
  - 5 Full Time Floor Supervisors
  - 15 Dual/Rate Floor Supervisors
  - *\*New Promotions are Effective 10/8/2010.*
    - In order to address the Dual/Rate Floor compensation issue, starting 10/8/2010 we would like to start a new D/R Floor token pool. The pool will be funded by the Dealers and the Company. The Dealers would donate .25 cents per every hour worked. The company would match the pool 100%. The pool would then be divided by the total D/R Floor hours worked. This would create a D/R Floor token rate that would be added to their base pay. Once this is in place, all levels in the Department, would receive the appropriate pay rate increase for fiscal 2011.

Poker

- See attached presentation

Slots

- See attached presentation

Daycare

John K/ JoOuita

- Playground equipment (see attached)
- Wowplaygrounds.com
  - Q-00130 – for the younger kids \$12,000
  - Q-01003 – for the older kids \$60,000
- Swings, bipod swing frames

DDA is okay with JoOuita picking out the equipment as long as it is in Budget

## Food and Beverage

Brian/Patrick/Lucus/Penny/Tim

- Food Court updates – space issues
  - Project details:
    - **SCOPE OF WORK:** The intent of this project is to complete the following;
      1. Cut food service counter and place the sandwich prep cooler in the counter towards the left end.  
Trim and supports 350
      2. Add can lighting to the service area in lue of the existing pendant lights.  
Can Lights 850
      3. Level the tile floor below cooking equipment **(requires shut down of the food court for at least 24hrs.)**  
Tile and mortar 850
      4. Open wall between family rest room and Food Court kitchen, also enclose the entrance area leading the family rest room allowing the areas to be used for additional refrigeration equipment and dry storage. This would include removal of existing wall, floor and ceiling finishes. The new finishes will match existing finishes in kitchen areas. The entrance to old family restroom will be finished to match the Casino wall adjacent to the area. (No equipment included)  
Drywall and wall studs: 400  
Cove Base and tile: 1500  
Acoustical ceiling and wall panels: 1600  
Electric: 750  
Stainless steel Trim: 650  
Incidentals: 250  
Lighting 800
- PROJECT TOTAL: \$8,000

Motion made by DDA Treasurer Ranny McWatters to approve updates to food court as presented. Motion seconded by DDA Member Tamara Smiley. Vote: JB: yes; RM: yes; LR: yes; MR: yes; TS: yes (5 yes, 0 no, 0 abstain)  
Motion Carries.

- Discussion on Red Oak table lighting
  - See attached options
  - Will get a sample to show the DDA
- Beverage
  - Plumbing in the central bar and legends is on the floor and cannot get around it to clean
  - On Oct 1 eliminating “happy hour” will continue with special drinks
  - Holiday uniforms for beverage servers
- EDR Remodel
  - Approx \$70,000 for the entire project

Consensus of the DDA to move forward with the remodel

## Marketing

Dave

- See attached presentation
  - Staffing
  - Advertising
  - Sales
  - Player Development
  - Q-Club
  - Promotions/Special Events
  - Busing
- General Discussion of possible player event

Hotel

Bob/Tim

- June/July/Aug 98.4% occupancy
- \$91.63 ADR
- Housekeeping turnover is down
- Hotel Yield Analysts position eliminated as of Oct 1
  - Three options
    - Leave today 6 weeks' severance
    - Transfer to another department
    - Leave on 10/1 with 6 weeks' severance

Adjourn 4:00pm

AUGUST 2010 FINANCIALS TABLE GAMES

						Monthly Running Hold %
	Actual Drop	Act. Ante	Player's Pool	Actual Revenue	Daily Hold	
8/1/2010	\$153,280	\$25,167.00	\$7,380.50	\$32,547.50	21.2%	21.23%
8/2/2010	\$140,953	\$21,483.50	(\$4,999.50)	\$16,484.00	11.7%	16.66%
8/3/2010	\$109,080	\$17,877.50	\$4,164.50	\$22,042.00	20.2%	17.62%
8/4/2010	\$128,871	\$21,802.50	(\$3,721.00)	\$18,081.50	14.0%	16.75%
8/5/2010	\$201,568	\$26,272.50	\$48,929.25	\$75,201.75	37.3%	22.40%
8/6/2010	\$233,520	\$36,546.25	(\$54,809.25)	(\$18,263.00)	-7.8%	15.10%
8/7/2010	\$230,403	\$40,151.00	\$54,668.25	\$94,819.25	41.2%	20.12%
8/8/2010	\$143,593	\$24,395.00	\$8,682.25	\$33,077.25	23.0%	20.43%
8/9/2010	\$145,325	\$21,566.00	\$13,722.50	\$35,288.50	24.3%	20.80%
8/10/2010	\$126,263	\$23,331.50	\$7,972.75	\$31,304.25	24.8%	21.12%
8/11/2010	\$133,517	\$20,856.50	(\$63,030.25)	(\$42,173.75)	-31.6%	17.09%
8/12/2010	\$126,163	\$20,631.00	\$23,841.25	\$44,472.25	35.2%	18.31%
8/13/2010	\$228,534	\$37,457.00	(\$27,061.75)	\$10,395.25	4.5%	16.81%
8/14/2010	\$230,842	\$37,230.25	\$17,787.50	\$55,017.75	23.8%	17.51%
8/15/2010	\$131,705	\$26,162.00	\$5,391.50	\$31,553.50	24.0%	17.85%
8/16/2010	\$83,869	\$18,814.00	(\$18,679.75)	\$134.25	0.2%	17.27%
8/17/2010	\$119,538	\$19,201.00	(\$11,236.00)	\$7,965.00	6.7%	16.80%
8/18/2010	\$137,018	\$21,809.00	\$6,518.50	\$28,327.50	20.7%	16.99%
8/19/2010	\$145,650	\$21,791.75	\$7,119.25	\$28,911.00	19.8%	17.13%
8/20/2010	\$180,699	\$31,577.25	(\$14,993.25)	\$16,584.00	9.2%	16.67%
8/21/2010	\$192,200	\$40,337.75	(\$56,919.50)	(\$16,581.75)	-8.6%	15.20%
8/22/2010	\$153,912	\$23,234.00	\$20,496.25	\$43,730.25	28.4%	15.79%
8/23/2010	\$100,070	\$17,038.75	\$26,804.75	\$43,843.50	43.8%	16.57%
8/24/2010	\$101,011	\$16,979.50	\$20,813.25	\$37,792.75	37.4%	17.15%
8/25/2010	\$111,186	\$20,488.75	(\$8,502.25)	\$11,986.50	10.8%	16.96%
8/26/2010	\$135,424	\$22,842.00	\$7,215.25	\$30,057.25	22.2%	17.14%
8/27/2010	\$180,394	\$32,206.75	\$9,571.75	\$41,778.50	23.2%	17.40%
8/28/2010	\$205,201	\$33,659.50	(\$77,809.25)	(\$44,149.75)	-21.5%	15.55%
8/29/2010	\$148,357	\$24,909.50	\$7,526.00	\$32,435.50	21.9%	15.76%
8/30/2010	\$152,940	\$17,599.50	(\$6,016.00)	\$11,583.50	7.6%	15.49%
8/31/2010	\$0	\$0.00	\$0.00	\$0.00	#DIV/0!	15.49%
Monthly Totals for August 2010	Current or Final Monthly Totals				Current or Final Monthly Hold %	
	Drop	Act. Ante	Player's Pool	Actual Revenue	15.49%	
	\$4,611,086	\$763,418.50	(\$49,172.50)	\$714,246.00		
	Average Cash Drop Per Gaming		Average Ante Drop Per Gaming Day		Ave. Rev. Per Day	
	\$148,744.71		\$24,626.40		\$23,040.19	

DAILY PERCENTAGES AND TOTALS FOR AUGUST 2010

					Aug. 30th
	Actual Drop	Act. Ante	Player's Pool	Actual Revenue	Hold %
MONDAY'S	\$623,157	\$96,501.75	\$10,832.00	\$107,333.75	17.22%
TUESDAY'S	\$455,892	\$77,389.50	\$21,714.50	\$99,104.00	21.74%
WEDNESDAY'S	\$510,592	\$84,956.75	(\$68,735.00)	\$16,221.75	3.18%
THURSDAY'S	\$608,805	\$91,537.25	\$87,105.00	\$178,642.25	29.34%
FRIDAY'S	\$823,147	\$137,787.25	(\$87,292.50)	\$50,494.75	6.13%
SATURDAY'S	\$858,646	\$151,378.50	(\$62,273.00)	\$89,105.50	10.38%
SUNDAY'S	\$730,847	\$123,867.50	\$49,476.50	\$173,344.00	23.72%
TOTALS	\$4,611,086	\$763,418.50	(\$49,172.50)	\$714,246.00	15.49%

GAME TYPE BREAKDOWN FOR AUGUST 2010

					Aug. 30th
	Actual Drop	Act. Ante	Player's Pool	Actual Revenue	Hold %
BLACK JACK	\$2,782,292	\$455,580.25	(\$132,585.25)	\$322,995.00	11.61%
CRAZY 4 POKER	\$231,269	\$28,303.00	\$25,453.00	\$53,756.00	23.24%
3 CP	\$330,249	\$51,342.75	\$9,841.25	\$61,184.00	18.53%
EMP.CHALL.	\$86,326	\$15,109.00	(\$1,720.75)	\$13,388.25	15.51%
ULT. TEX.H'EM	\$365,327	\$39,706.50	\$73,364.75	\$113,071.25	30.95%
21+3	\$264,808	\$77,034.50	(\$29,269.50)	\$47,765.00	18.04%
CRAPS	\$151,099	\$18,456.25	\$25,572.25	\$44,028.50	29.14%
INBET	\$399,716	\$77,886.25	(\$19,828.25)	\$58,058.00	14.52%
TOTALS	\$4,611,086	\$763,418.50	(\$49,172.50)	\$714,246.00	15.49%

\$2,782,292	\$455,580.25	(\$132,585.25)
\$231,269	\$28,303.00	\$25,453.00
\$330,249	\$51,342.75	\$9,841.25
\$86,326	\$15,109.00	(\$1,720.75)
\$365,327	\$39,706.50	\$73,364.75
\$264,808	\$77,034.50	(\$29,269.50)
\$151,099	\$18,456.25	\$25,572.25
\$399,716	\$77,886.25	(\$19,828.25)
\$4,611,086	\$763,418.50	(\$49,172.50)



25.80each



23.90each



13.21each



861.90 for Charging set of 36

# Marketing Department Review





# Staffing

- Moved Steve Brewer into PD (better fit); comments so far are positive; I was 90% involved with work with Choice and daily advertising/design issues anyway
- In an attempt to create better synergy with F&B/Banquets/Catering, we will be moving Sales under Tim's direction beginning October 1<sup>st</sup> (will still be highly involved in Marketing in regards to sales tools, trade shows, etc)
- Kathryn Herman replaced Sara Kane as Promo/Events Coordinator
- Ambassadors-Jeff Webb is resigning to work for his parents; Jaci coming back from cancer treatment this week; program needs to be re-evaluated

# ADVERTISING

- Putting together plan for calendars for 2011 (give to guests, local businesses, employees, etc)
- Budget complete with changes to address spending going on line with decrease in traffic
- Working on phase 2 of Switzer/Daly TV spots
- Continually looking for better billboard placement and messaging (discuss creative)
- KOA Campground/local hotel directories
- Continued push into NWA
- October Newsletter ready to design

# SALES

- Referral Campaign-if a contact from outside offers 3 referrals for potential group booking (10 or more rooms), and they turn into a booking, we'll give them a free night in hotel or free round of golf at Eagle Creek.
- New sales kits have been mailed to meeting planners database and corporate contacts
- New brochure distribution will begin October 1<sup>st</sup> (contracted with companies from OK, AR, MO and KS)-will cost approximately \$6000/year)

# SALES (trade shows, events)

- PBR-Springfield
- Tulsa State Fair
- Springfield RV Show
- Rogers/Lowell Chamber golf event
- Miami NOW!
- Bikes, Blues & BBQ (and Hot Rods 2)
- Springfield Chamber Business Expo
- Fish n Chips (Poker/Fishing combo)
- December full with holiday parties in Banquets/Pavilion

# PLAYER DEVELOPMENT

- Working on commission plan for Hosts
- Perks for players (BOK events, Arkansas Razorbacks, KC Chiefs, NASCAR-Kansas)
- Springfield Cards---19 new card sign ups through the Hot Seat vouchers (45 redemptions from current members); 392 new card sign ups from ticket backs (2013 current members have redeemed)
- Working on VIP slot and BJ tournaments

# Q CLUB

- New card sign-up program (with \$10 incentive) close to TGA approval
- New brochures finally being used and collecting sigs
- Working on rewards program for our guests to help decrease point liability
- New member mailer/kill list mailer, etc (started new program to thank new customers and mail out offer based on first trip's play); continue to mail and give incentives to get faders to re-visit
- Want to do more direct mail in 2011 (work on that lower level and try to get them to move up to Silver/Gold)
- 231,000+ members currently (nearly 77000 new members since January; 158,000 are "active" and we mail to approximately 50k+ with offers)

# PROMOTIONS/SPECIAL EVENTS

- Finishing up November/December events
- Working on better Pre/Post Forma reporting to gauge effectiveness of promos/events
- Working with Sean on better baffling/acoustics to utilize Pavilion for more indoor concerts/events
- Working on decoder card for upcoming promotions and trade show exposure (mix it up with Q Play, trinkets, brochures, etc)

# PROMOS/EVENTS (cont'd)

- \$250,000 Game Show Spectacular
- \$1,000,000 Pick the Pros (Legends)
- Downstream Rocks (Battle of the Bands)
- Fast Cars/Beautiful Women (Aflac car; NASCAR simulator; 4 Miss America contestants)
- Win a trip to Super Bowl-hot seat Super Sundays
- Card Craps-\$500 drawings; \$500 BJ Tourney on Thursdays; M-W BJ cash drawings
- Heartland Poker-\$100k guaranteed/nat'l TV



# PROMOS/EVENTS (cont'd)

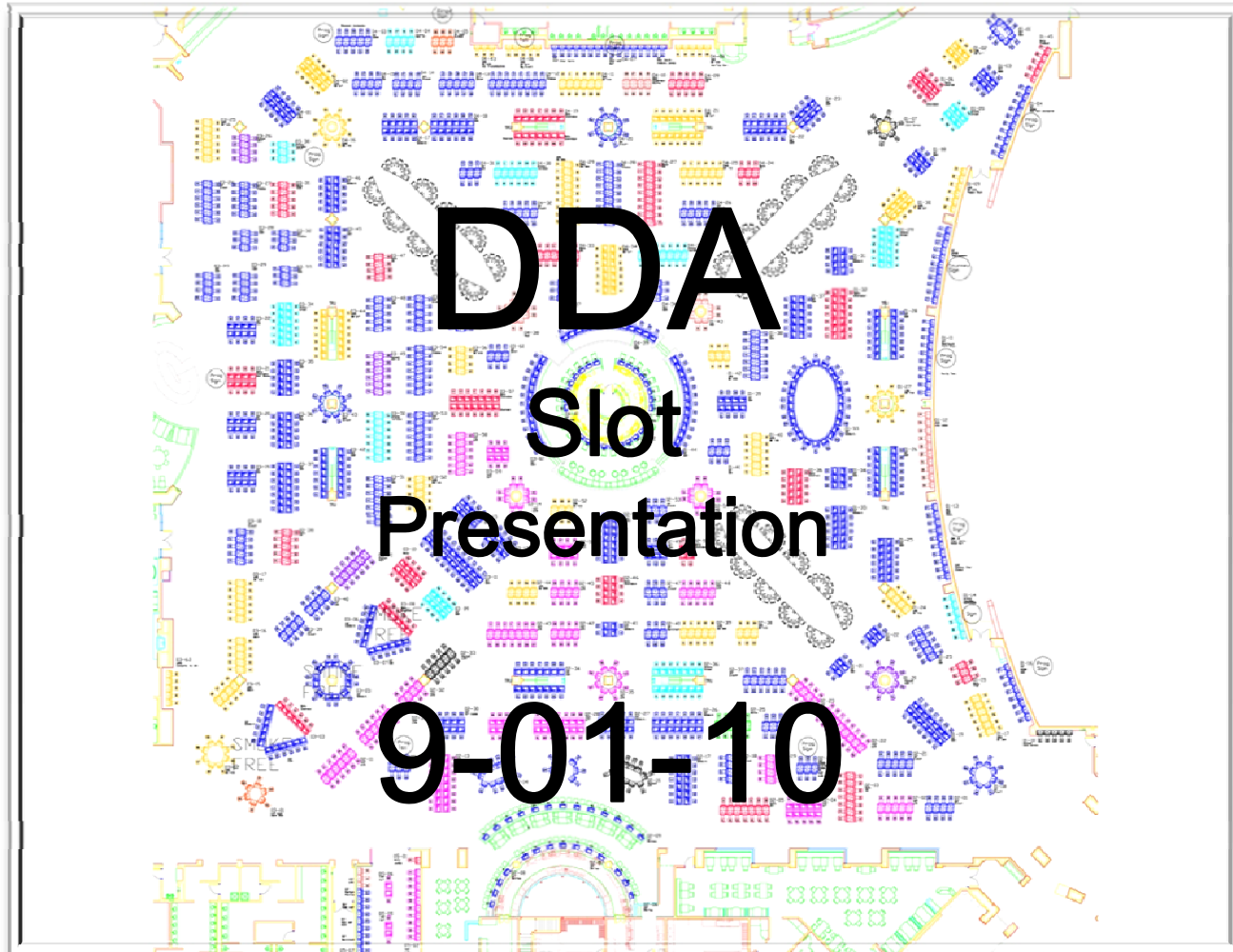
- Halloween Party in Pavilion
- Oktoberfest in Pavilion
- F&B (\$10 free play with purchase of buffet on Mondays-nearly 3000 redeemed so far)
- River Pass (eat all day for \$22.95)
- Seafood Buffet on Tuesdays
- Steak Buffet Wednesdays (billboards in Joplin)
- Game Board “dashing through to Downstream” for November/December (everyone gets free board & 1<sup>st</sup> piece; get additional game piece daily just by visiting; earn additional piece with every 100 points); main prize is Corvette and many smaller gifts to keep them coming in)

# BUSING

- Still averaging 95-100 buses/month (after Kelly resigned in late April)
- New vendor registered out of St. Louis (booked overnight trips for October & December)
- New charter out of KC wants to start running day trips
- In negotiation with new operator out of Topeka to bring overnight trips (site tour next week with operator)
- Wanda's Tours out of Tulsa is heavily advertising and trying to increase trips from that area
- Got Springfield operator up to 4 trips/week
- Branson/Harrison bus has been increased from 13 passengers/bus up to 35/passengers
- NWA-averaging 25/bus (had hoped for 35-40 by now)

# EAGLE CREEK

- PD comped 275 rounds of golf annually
- Will hold 4 tournaments for 1,280 customers annually
- Silver/Gold utilization is 386 rounds annually
- Sales-booked 20 golf groups so far this season (12 more on the books for this year with signed contracts); groups=10 room nights
- Total number of rooms booked: 835 rooms on the books (515 actualized-320 contracted)
- Play 9 holes and get voucher to win Masters 2011 trip (nearly 600 sign ups so far)



# Floor Mix

---

## Floor Mix % of Game Groups

June '09

Aug '10

<u>Vendor</u>	<u>Unit</u>	<u>Share</u>	<u>Vendor</u>	<u>Unit</u>	<u>Share</u>	<u>% Inc/Dec</u>
Total Class III	1652	81.30%	Total Class III	1490	74.95%	-6.35%
Total Part/WAP Class III	124	6.10%	Total Part/WAP Class III	148	7.44%	1.34%
Total Class II	<u>256</u>	<u>12.60%</u>	Total Class II	<u>350</u>	<u>17.61%</u>	5.01%
Total	<b>2032</b>	100.00%	Total	<b>1988</b>	100.00%	

# Floor Mix Rev Comparison

Coin In / Win Ranked by Gross WPUPD

## Jul-10

	# of Games	% of Floor	Coin In	% total Coin in	Gross Win	% total Win	Gross WPUPD	% hold
Vgt	234	12%	\$82,883,536	42.93%	\$2,603,568	24.50%	\$358	3.14
A/C Coin	12	0.60%	\$915,803	0.47%	\$82,600	0.78%	\$222	9.02
Rocket	32	2%	\$1,996,731	1.03%	\$198,129	1.86%	\$199	9.92
Bally	221	11%	\$17,802,670	9.22%	\$1,272,963	11.98%	\$185	7.15
Wms	284	14%	\$17,839,833	9.24%	\$1,426,474	13.42%	\$162	8
Konami	40	2%	\$2,359,157	1.22%	\$187,087	1.76%	\$150	7.93
AGS	34	2%	\$3,427,955	1.78%	\$161,847	1.52%	\$142	4.72
Aristocrat	100	5%	\$5,217,592	2.70%	\$415,136	3.91%	\$133	7.96
Igt	1025	51%	\$60,174,989	31.17%	\$4,251,435	40.01%	\$133	7.07
Nova	10	1%	\$438,102	0.23%	\$27,723	0.26%	\$92	6.33
		100%		100.00%		100.00%		
Total	1992		\$193,056,368		\$10,626,962		\$171.88	
							AVG Weighted w/o VGT	7.28
							AVG Weighted	5.50

## VGT Analyzation

Denom	# of Games	% of Vendor	Coin In	% total Coin in	Win	% total Win	AWD	% hold
\$1 and higher	162	69%	\$72,319,662	87.25%	\$2,066,338	79.37%	411	2.86
.50 and below	72	31%	\$10,563,874	12.75%	\$537,230	20.63%	240	5.09
	234		\$82,883,536		\$2,603,568			

# Floor Mix Without VGT

Coin In / Win Ranked by Gross WPUPD **W/O VGT**

**Jul-10**

	# of Games	% of Floor	Coin In	% total Coin in	Gross Win	% total Win	Gross WPUPD	% hold
A/C Coin	12	0.68%	\$915,803	0.83%	\$82,600	1.03%	<b>\$222</b>	9.02
Rocket	32	2%	\$1,996,731	1.81%	\$198,129	2.47%	<b>\$199</b>	9.92
Bally	221	13%	\$17,802,670	16.16%	\$1,272,963	15.87%	<b>\$185</b>	7.15
Wms	284	16%	\$17,839,833	16.19%	\$1,426,474	17.78%	\$162	8
Konami	40	2%	\$2,359,157	2.14%	\$187,087	2.33%	\$150	7.93
AGS	34	2%	\$3,427,955	3.11%	\$161,847	2.02%	\$142	4.72
Aristocrat	100	6%	\$5,217,592	4.74%	\$415,136	5.17%	\$133	7.96
Igt	1025	58%	\$60,174,989	54.62%	\$4,251,435	52.99%	\$133	7.07
Nova	10	1%	\$438,102	0.40%	\$27,723	0.35%	\$92	6.33
		100%		100.00%		100.00%		
Total	1758		\$110,172,832		\$8,023,394		\$171.88	
							AVG Weighted w/o VGT	7.28
							AVG Weighted	5.50

# Floor Mix With Changes

Coin In / Win Ranked by Gross WPUPD

**8-1-10 Through 8-9-10**

	# of Games	% of Floor	Coin In	% total Coin in	Gross Win	% total Win	Gross WPUPD	% hold
Vgt	234	12%	\$25,851,832	44.44%	\$1,065,385	30.89%	\$452	4.12
Aruze	10	0.50%	\$152,792	0.26%	\$11,991	0.35%	\$285	7.85
A/C Coin	12	0.60%	\$257,597	0.44%	\$24,243	0.70%	\$202	9.41
Rocket	32	2%	\$678,098	1.17%	\$62,947	1.83%	\$196	9.28
AGS	34	2%	\$976,206	1.68%	\$61,358	1.78%	\$180	6.29
Bally	221	11%	\$4,975,787	8.55%	\$387,345	11.23%	\$175	7.78
Wms	284	14%	\$5,399,367	9.28%	\$409,974	11.89%	\$144	7.59
Igt	1025	51%	\$17,752,707	30.52%	\$1,273,200	36.92%	\$124	7.17
Konami	40	2%	\$608,910	1.05%	\$43,362	1.26%	\$108	7.12
Aristocrat	100	5%	\$1,523,233	2.62%	\$108,931	3.16%	\$108	7.15
		100%		100.00%		100.00%		
Total	1992		\$58,176,529		\$3,448,736		\$173.00	
							AVG Weighted w/o VGT	7.37
							AVG Weighted	5.93

**VGT Analyzation**

Denom	# of Games	% of Vendor	Coin In	% total Coin in	Win	% total Win	AWD	% hold
\$1 and higher	162	69%	\$22,693,349	87.78%	\$889,541	83.49%	547	3.92
.50 and below	72	31%	\$3,158,483	12.22%	\$175,843	16.51%	241	5.57
	234		\$25,851,832		\$1,065,384			



# Floor Mix With Changes

Coin In / Win Ranked by Gross WPUPD

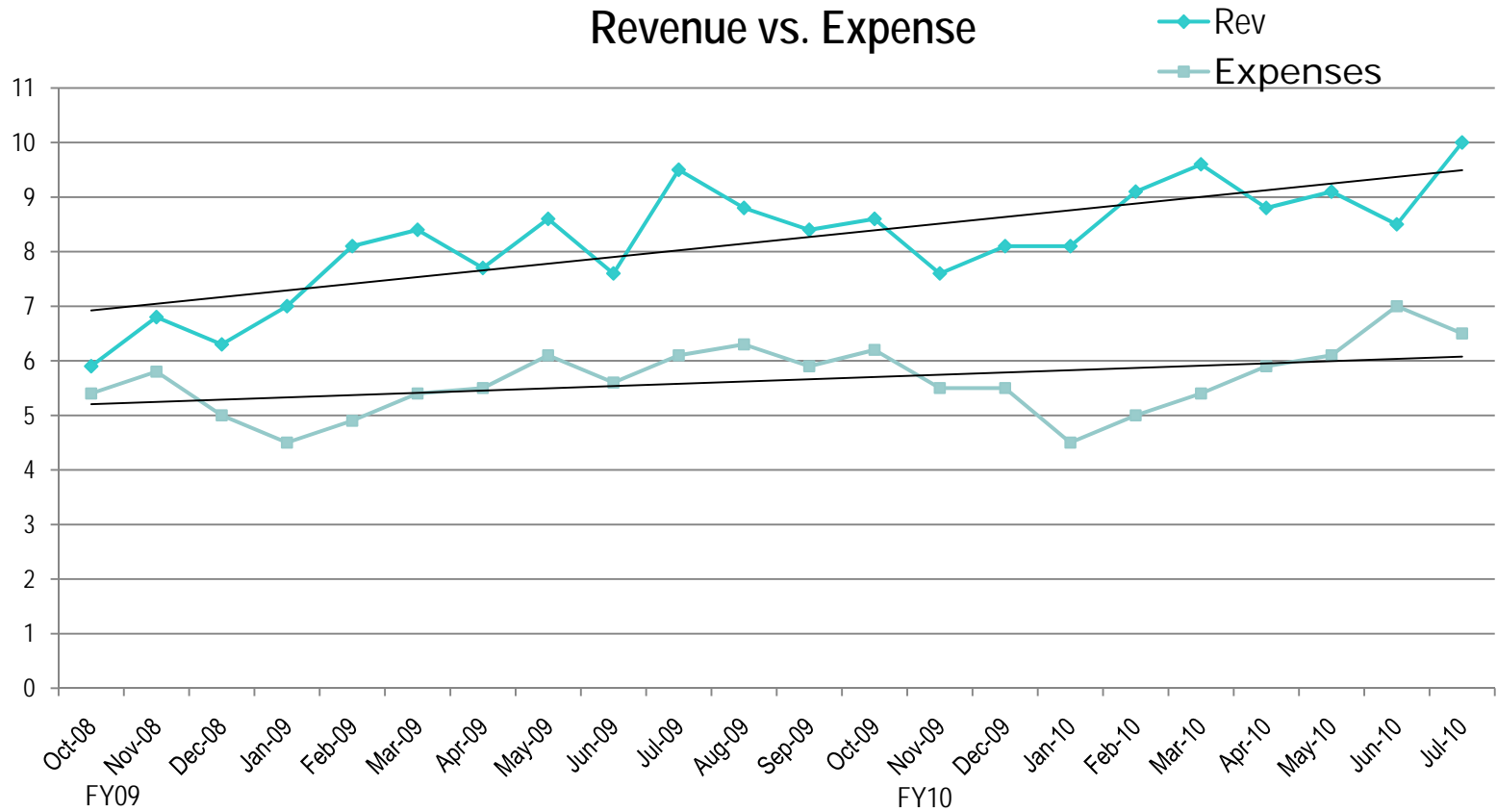
**8-11-10 Through 8-15-10**

	# of Games	% of Floor	Coin In	% total Coin in	Gross Win	% total Win	Gross WPUPD	% hold
Vgt	284	14%	\$15,245,768	45.17%	\$656,998	32.45%	<b>\$471</b>	4.31
Aruze	10	0.50%	\$122,646	0.36%	\$10,763	0.53%	<b>\$358</b>	8.78
AGS	34	2%	\$679,648	2.01%	\$44,208	2.18%	<b>\$260</b>	6.5
Rocket	32	2%	\$339,810	1.01%	\$33,671	1.66%	<b>\$210</b>	9.91
A/C Coin	12	1%	\$157,505	0.47%	\$12,191	0.60%	<b>\$203</b>	9.41
Bally	221	11%	\$3,000,739	8.89%	\$218,656	10.80%	<b>\$197</b>	7.29
Wms	284	14%	\$2,952,179	8.75%	\$256,009	12.64%	\$180	8.67
Aristocrat	<b>50</b>	3%	\$510,040	1.51%	\$40,678	2.01%	<b>\$163</b>	7.15
Igt	1025	51%	\$10,418,562	30.87%	\$728,525	35.98%	\$142	6.99
Konami	40	2%	\$326,055	0.97%	\$23,244	1.15%	\$116	7.13
		100%		100.00%		100.00%		
Total	1992		\$33,752,952		\$2,024,943		\$199.00	
							AVG Weighted w/o VGT	7.39
							AVG Weighted	6.00

## VGT Analyzation

Denom	# of Games	% of Vendor	Coin In	% total Coin in	Win	% total Win	AWD	% hold
\$1 and higher	190	67%	\$13,137,593	86.17%	\$531,920	80.96%	568	4.05
.50 and below	94	33%	\$2,108,175	13.83%	\$125,077	19.04%	273	5.93
	284		\$15,245,768		\$656,997			

# Rev vs. Expenses

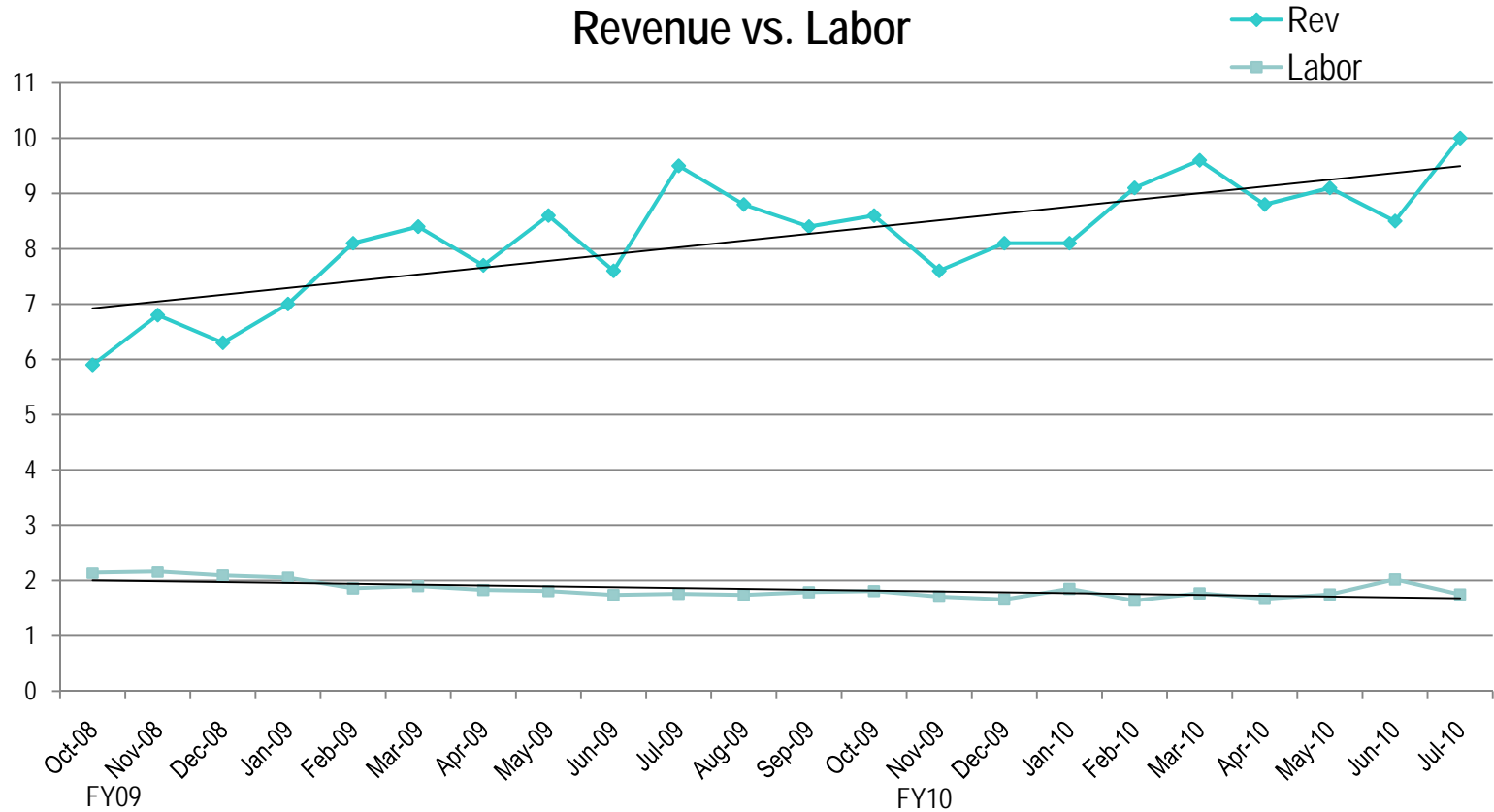


# Repairs and Maintenance

---

- Depreciation/Usage
- Major Machine Components
- Increasing Expenditures
- Bench Tech
- Tools

# Rev vs. Labor





# Labor

---

- Seasonality
- Part Timers
- Hourly Analysis
- E/O's


# Keeping the Floor Fresh

---

- Latest Greatest
- Placement
- Requests
- Current Projects

# Projects

- IGT Amazing Race





# Projects

- IGT Top Dollar, Diamond Factory ,Crystal Fortunes





# Projects

---

- IGT Wheel of Fortune Experience



# Projects

---

- Aruze G-Comfort
- 30 day free trial
- Lease w/option
- 90 days to purchase



# Upcoming Games

---

- Bombs Away
- Megabucks
- Lord Of The Rings
- Monopoly
- Star Trek
- Price is Right



# Slots

## 9-01-10

### Dual Rate Floor (DLRF) Supervisor- Table Games- Hypothetical Tip Pool

Pay Date	Payroll Period	Total Dealer Hrs Worked	Dlr contribution rate per hour	Contribution pool	Company Matching Contribution	Total DRF Sup. Tip Pool	DRF Supervisor Hours Worked	DRF Supervisor Tip Rate	D/R floor Tip Rate x 8 hours worked	Base D/R hourly floor pay	Ave. Gross pay per day for Dual/Rate Floors
<u>8/19/2010</u>	07/30/10 to 08/12/10	6836	0.25	\$1,709.00	\$1,709.00	\$3,418.00	\$1,324.50	\$2.58	\$20.64	\$142.40	<b><i>\$163.04</i></b>
<u>8/5/2010</u>	07/16/10 to 07/29/10	6691.25	0.25	\$1,672.81	\$1,672.81	\$3,345.63	\$1,315.50	\$2.54	\$20.35	\$142.40	<b><i>\$162.75</i></b>
<u>7/22/2010</u>	07/02/10 to 07/15/10	6406.5	0.25	\$1,601.63	\$1,601.63	\$3,203.25	1446.75	\$2.21	\$17.71	\$142.40	<b><i>\$160.11</i></b>
<u>7/8/2010</u>	06/18/10 to 07/01/10	6695.5	0.25	\$1,673.88	\$1,673.88	\$3,347.75	\$1,294.00	\$2.59	\$20.70	\$142.40	<b><i>\$163.10</i></b>

***Salaries For 2011***

<b>Floor Supervisors</b>	\$170.00
<b>D/R Pit Managers</b>	\$174.00
<b>Pit Managers</b>	\$187.00
<b>D/R Shift Managers</b>	\$205.00

# Downstream Poker

9/01/2010

# Current Initiatives

## **Football Hot Seat Drawings**

- Starting Thursday, September 9<sup>th</sup>, during select NFL games every week, \$100 Hot Seats will be drawn after every touchdown or field goal.
- Special \$300 college football Hot Seats on Saturday, September 18<sup>th</sup> for the following games:
  - Arkansas @ Georgia
  - Hawaii @ Colorado
  - Tulsa @ Oklahoma State

## **Tournament Bad Beat Jackpot**

- Set to start on Monday, October 11<sup>th</sup>, this new promotion will allow all of our players to participate in their own progressive jackpot.
- This upcoming promotion will allow Downstream and the Poker Room to better compete for the last few poker players at Bordertown.



YOU?

**Play for life-changing money on National TV**

**DOWNSTREAM**  
CASINO RESORT

[www.downstreamcasino.com](http://www.downstreamcasino.com)

**HPL**  
HEARTLAND POKER LEAGUE

Play Heartland Poker League, beginning July 8, Thursday nights at 7PM and earn points towards becoming the season champion. The league season champion will play in the Downstream HPT main event of their choice.

All players receive points each week based on finish.\*

\$35 buy-in; \$7 league fee; \$5 season prize pool; No-Limit Hold'em;  
3,000 chips; \$5 dealer appreciation gets 1,000 chips

Track points and standings at  
[www.heartlandpokerleague.com](http://www.heartlandpokerleague.com)

\*Must complete registration/release form the night of the tournament.

Call the Poker Room at 919-918-6209 or  
visit [downstreamcasino.com](http://downstreamcasino.com) for more information.



Register now at  
**ptseats.com**  
play smart from the start



# HPT


## HEARTLAND POKER TOUR

SEPTEMBER 30 - OCTOBER 10

# \$100,000

**GUARANTEED TO 1ST PLACE**

- TELEVISED MAIN EVENT
- \$1,100 BUY-IN



**DOWNSTREAM**  
CASINO RESORT

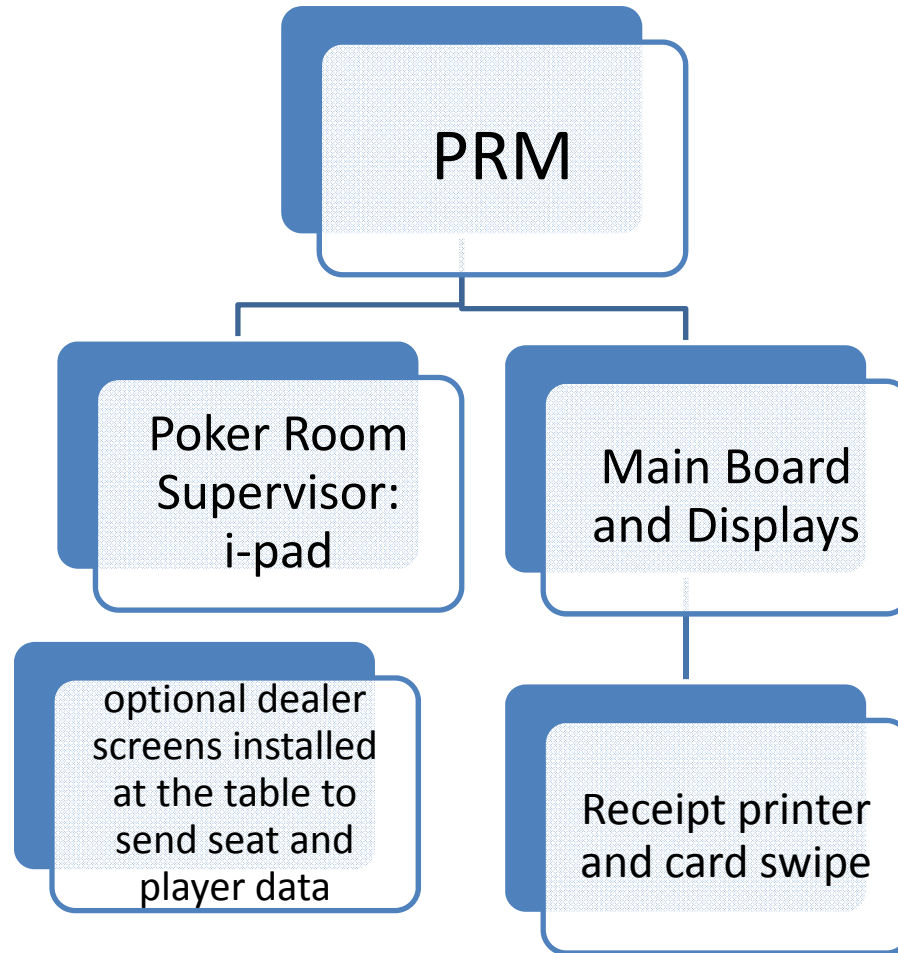
Visit [heartlandpokertour.com](http://heartlandpokertour.com), [downstreamcasino.com](http://downstreamcasino.com) or call 918-919-6209 for more details.

Special hotel room rates available. Must be 18+ to play. To register, visit

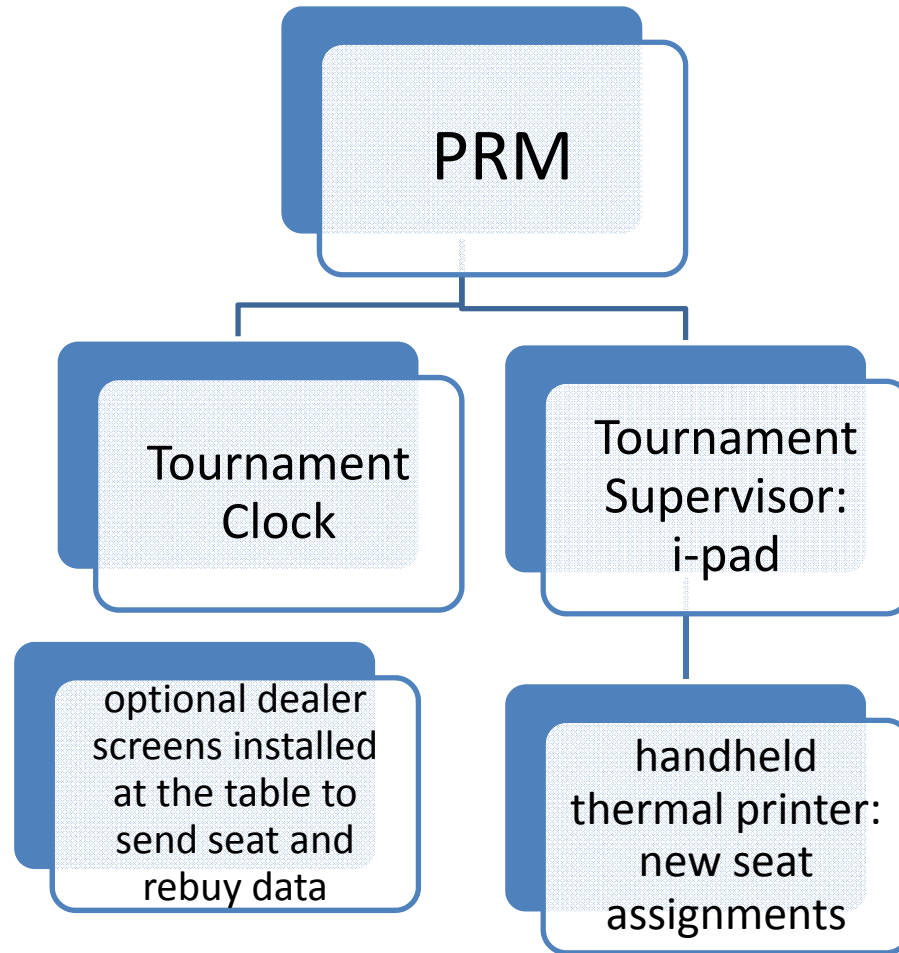


# Future Projects:

## PRM - Poker Room Software



# PRM Tournament Software Configuration



# The Tournament Supervisor for PRM:

- Table Screen input ala PRM
- Tournament Clock Remote Control
- All on networked i-pads
- Input of open tournaments seats, whether for eliminations or table balancing

## Poker Room Supervisor for i-pad:

- Board Person screen gone mobile on an i-pad
- Shift access from the board person running on the main PC to the Supervisor on the i-pad at the touch of a screen button to allow movement and enhanced guest service



# Hip printer for seating chits



- Produce optional seat assignment chits for cash game players
- Produce seat cards on the spot to balance tables
- Upon demand, consolidation of tables produces seating chits in table break order determined by Tournament Manager user

# Future Projects - continued



## Tri-Pod Swing Frames



### Tri-pod Swing Frames

The Tri-pod frames use powder coated aluminum castings for their junctions and 2-3/8" galvanized pipe for the legs and top bar. The advantage of the tri-pod frame is its ability to go to a 10' height for added swing play.

Note: Swing frames include hangers but not seats or chain. (See page 100-101 to order swing seats and chain).

Swing

Description	Item Number	Use Zone	Weight
Tri-Pod Swing Frame - 3' - 1 bay	85010108	34'x32' (10.5x10m)	230lbs (104.5kg)
Tri-Pod Swing Frame - 3' - 2 bay	85010208	45'x32' (14x10m)	330lbs (150kg)
Tri-Pod Swing Frame - 8' - 3 bay	85010308	56'x32' (17x10m)	430lbs (195kg)
Tri-Pod Swing Frame - 8' - 4 bay	85010408	67'x32' (20.5x10m)	530lbs (240.5kg)
Tri-Pod Swing Frame - 8' - Add-A-Bay	85915300	33'x32' (10.5x10m)	100lbs (45.5kg)
Tri-Pod Swing Frame - 10' - 1 bay	85010110	38'x40' (11.5x12.5m)	260lbs (118kg)
Tri-Pod Swing Frame - 10' - 2 bay	85010210	49'x40' (15x12.5m)	360lbs (163.5kg)
Tri-Pod Swing Frame - 10' - 3 bay	85010310	60'x40' (18.5x12.5m)	460lbs (209kg)
Tri-Pod Swing Frame - 10' - 4 bay	85010410	71'x40' (22x12.5m)	560lbs (254kg)
Tri-Pod Swing Frame - 10' - Add-A-Bay	85915391	36'x40' (11.5x12m)	100lbs (45.5kg)

powder coated frame option available.

## Bi-Pod Swing Frames




### Bi-pod Swing Frames

The Bi-pod frames use powder coated aluminum castings for their junctions and 2-3/8" galvanized pipe for the legs and top bar. This is your basic swing for fun.

Note: Swing frames include hangers but not seats or chain. (See page 100-101 to order swing seats and chain).

Description	Item Number	Use Zone	Weight
Bi-Pod Swing Frame - 8' - 1 bay	85020108	29'x32' (9x10m)	180lbs (82kg)
Bi-Pod Swing Frame - 8' - 2 bay	85020208	41'x32' (12.5x10m)	280lbs (127kg)
Bi-Pod Swing Frame - 8' - 3 bay	85020308	53'x32' (16.5x10m)	380lbs (172.5kg)
Bi-Pod Swing Frame - 8' - 4 bay	85020408	65'x32' (20x10m)	480lbs (218kg)
Bi-Pod Swing Frame - 8' - Add-A-Bay	85915400	25'x32' (9x10m)	100lbs (45kg)



## Specifications

### Included Components:

- Concentration Climber
- 360° Tunnel Slide
- Arched Bridge
- Science Horizontal Ladder
- Matrix Mountain™ Climber
- Tri-Chute Split Slide



Unit Number: Q-01003

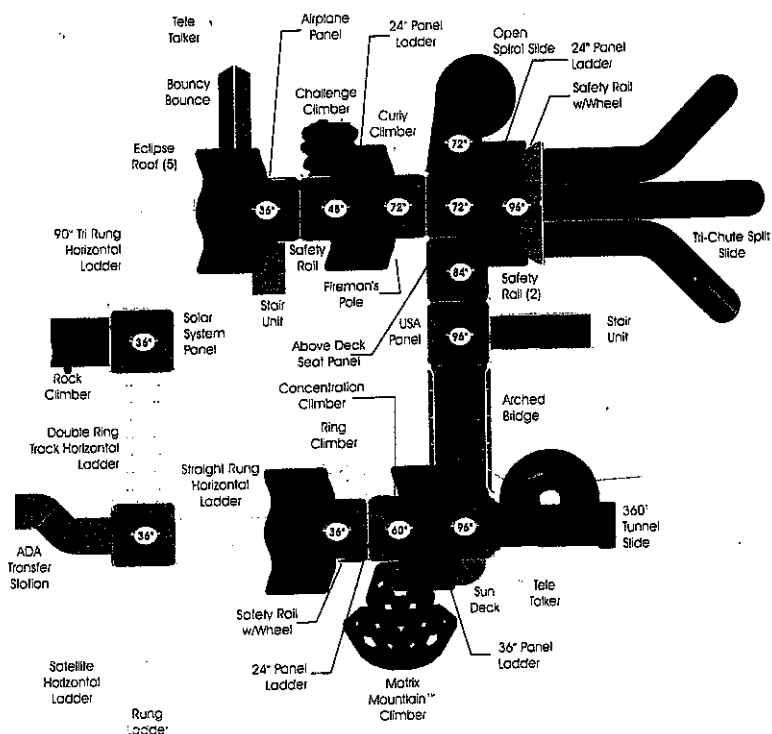
Child Capacity: 96

Actual Unit Size: 50'x41'

Min. Use Zone: 62'x53'

Weight: 9,488

ADA Requires 4 Additional Ground Level Components






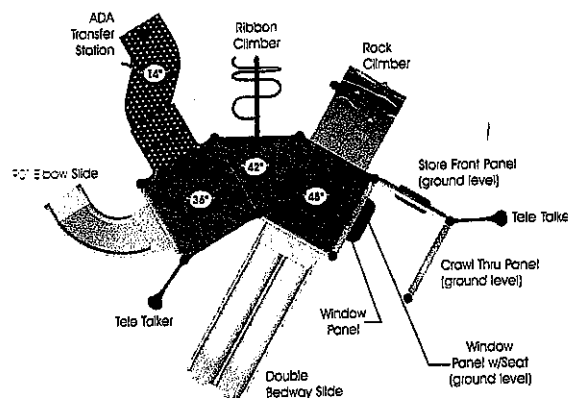


### Featured Components:

- Ribbon Climber
- Double Bedway Slide
- Tele Talkers
- 90° Elbow Slide



Unit Number: Q-00130	Unit Number: J-00137
Child Capacity: 24	Child Capacity: 22
Actual Unit Size: 21'x17'	Actual Unit Size: 17'x16'
Min. Use Zone: 33'x29'	Min. Use Zone: 29'x28'
Weight: 1,947	Weight: 1,509
ADA Requires 0 Additional Ground Level Components	ADA Requires 0 Additional Ground Level Components



### Featured Components:

- Loop Climber
- Double Wide Slide
- Wave Slide
- Eclipse Roofs



Unit Number: Q-00034	Unit Number: J-00058
Child Capacity: 22	Child Capacity: 20
Actual Unit Size: 17'x18'	Actual Unit Size: 16'x17'
Min. Use Zone: 29'x30'	Min. Use Zone: 28'x29'
Weight: 1,608	Weight: 1,333
ADA Requires 2 Additional Ground Level Components	ADA Requires 2 Additional Ground Level Components

